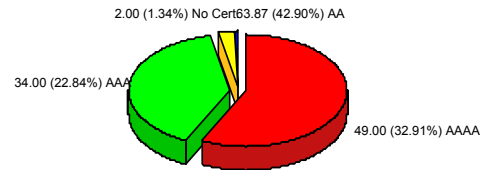


Number and Average Salaries According to Training 2002 - 2003

Superintendents

Certificate	Number	Percent	Avg. Salary
AAAA	49.00	32.91	NA
AAA	34.00	22.84	NA
AA	63.87	42.90	NA
A	0.00	0.00	NA
No Certificate	2.00	1.34	NA
TOTAL	148.87		\$84,004

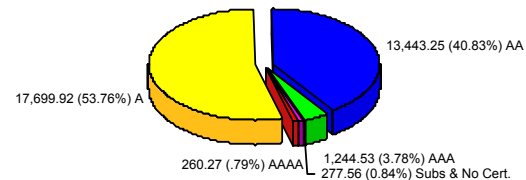
Training of Superintendents



Instructional Personnel

Certificate	Number	Percent	Avg. Salary
AAAA	260.27	.79	\$53,964
AAA	1,244.53	3.78	\$48,381
AA	13,443.25	40.83	\$40,817
A	17,699.92	53.76	\$32,203
Substitute & No Certificate	277.56	0.84	\$38,041
TOTAL	32,925.54		\$36,553

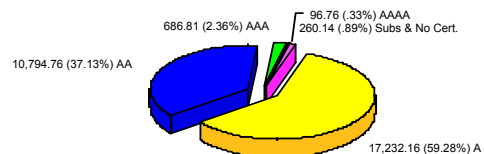
Training of Instructional Personnel



Classroom Teachers

Certificate	Number	Percent	Avg. Salary
AAAA	96.76	.33	\$46,737
AAA	686.81	2.36	\$45,335
AA	10,794.76	37.13	\$39,053
A	17,232.16	59.28	\$32,163
Substitute & No Certificate	260.14	.89	\$38,127
TOTAL	29,070.63		\$35,135

Training of Classroom Teachers



LEGEND:

AAAA - Doctor's Degree AAA - Specialist's Degree AA - Master's Degree A - Bachelor's Degree